

# RBS500



## ROAD BLOCKER SURFACE

The ROAD BLOCKER SURFACE is designed for installation at “surface level” by means of chemical anchors, in order to avoid the execution of civil works and therefore any issues relating to the presence of sub-services.).

Current models are the result of our 40 years' experience in the security field and in excess of 20 years in the specific design and manufacture of bollards.

**CERTIFIED PAS68:2013 V/3500(N1)/32/90:-2.3/0.0**  
**IWA 14-1:2013 V/3500(N1)/32/90:2.0**



PAG.1/3

**PILOMAT**  
**HÖRMANN**  
100% MADE IN ITALY

PILOMAT s.r.l.  
www.pilomat.com / pilomat@pilomat.com  
Via Zanica 17/p, 24050, Grassobbio (BG) Italy  
Tel. +39.035.29.72.20  
Copyright 2022© Pilomat S.r.l. All rights reserved

REVIEW 13/07/2022

*Information in this document is for reference only. In pursuit of its policy of continuous refinement and improvement, Pilomat reserves the right to amend this information at any time and without prior notice.  
Picture shown is for illustration purpose only.*

## AVAILABLE ITEMS

ROAD BLOCKER SURFACE RBS500 3.500mm - EQUIPPED WITH: TWO SIDE COLUMNS, HYDRAULIC UNIT, CONTROL UNIT, SAFETY PHOTOCELLS AND TWO WARNING LIGHTS.

ROAD BLOCKER SURFACE RBS500 4.500mm - EQUIPPED WITH: TWO SIDE COLUMNS, HYDRAULIC UNIT, CONTROL UNIT, SAFETY PHOTOCELLS, TWO WARNING LIGHTS.

ROAD BLOCKER SURFACE RBS500 5.500mm - EQUIPPED WITH: TWO SIDE COLUMNS, HYDRAULIC UNIT, CONTROL UNIT, SAFETY INFRARED PHOTOCELLS AND TWO WARNING LIGHTS.

ALARM SENSORS FOR THE DETECTION OF: ATTEMPT OF EMERGENCY MANUAL LOWERING - ATTEMPT TO REMOVE CONTROL UNIT COVER - ATTEMPT TO LOWER THE PLATFORM

KIT CHEMICAL ANCHORS FOR FIXING ROAD BLOCKER SURFACE

HEATING RESISTANCE - TRANSFORMER - THERMOSTAT FOR RBS500

3,0kW - 3kVA UPS TO KEEP ACTIVE 1 RBS500/RB500/RB100/TK BIG (ABOUT 10 OPERATIONS)

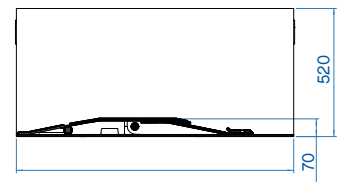
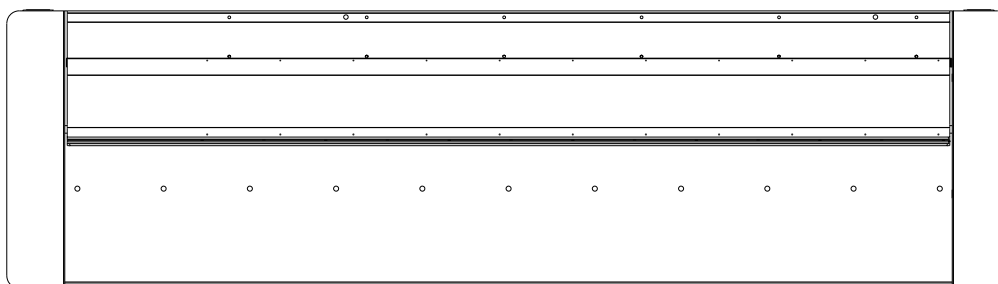
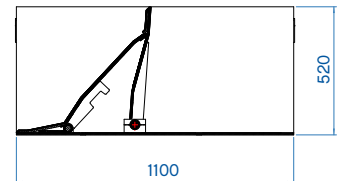
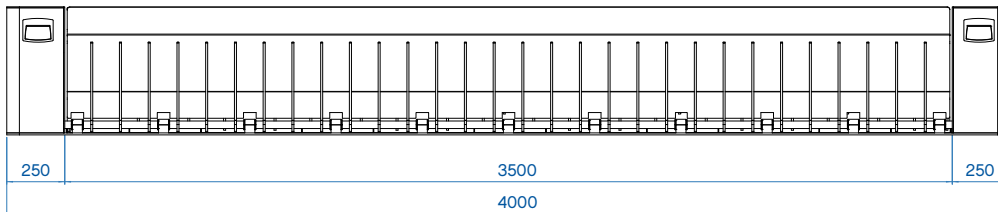
RADIO RECEIVER

RADIO TRANSMITTER TWO-CHANNEL

FEEDER/ACCUMULATOR GROUP ON CONTROL PANEL FOR EMERGENCY LOWERING

INDUCTIVE DETECTOR FOR LOOPS

INDUCTIVE LOOPS



# RBS500



PLATFORM HEIGHT FROM THE GROUND LEVEL	500mm		
PLATFORM LENGTH - CLEARWAY LENGHT	3.500mm	4.500mm	5.500mm
TOTAL RBS500 DIMENSION	3.980x1.100x520mm	4.980x1.100x520mm	5.980x1.100x520mm
MOVING PLATFORM FINISH	STEEL SHEET, ANTI-SLIP PAINTED (OPTIONAL: STAINLESS STEEL SHEET)		
SIDE COLUMNS FINISH	ANTICORROSION TREATMENT - YELLOW (RAL 1023) STANDARD PAINTING		
RISING SPEED	9,1cm/s		
LOWERING SPEED	7,1cm/s		
MOVEMENT PRINCIPLE	HYDRAULIC		
REFLECTING ADHESIVE STRIP	STANDARD - HEIGHT 55MM		
PROTECTION CLASS (EN124)	D400		
TYPE OF USE	INTENSIVE 2.000 CYCLES/DAY		
LIFE UNITS	3.000.000 CYCLES		
CONTROL UNIT	BUILT-IN INTO THE SIDE COLUMN		
VOLTAGE FOR CONTROL UNIT	230VAC/400VAC (+/- 10%) – 50/60Hz		
MANUAL EMERGENCY LOWERING	STANDARD		
TWO-WAYS TRAFFIC LIGHTS (RED/GREEN)	STANDARD - 360° WARNING LIGHTS BUILT THE SIDE TWO SIDE COLUMNS (RBS DOWN: GREEN – RBS MOVING: RED, FLASHING – RBS UP: RED, FIXED)		
PEDESTRIAN SAFETY	STANDARD - MULTI-INFRARED PHOTOCCELL		
BREAKOUT RESISTANCE *1	140.000 J		
KIT FIXING CHEMICAL ANCHORS	OPTIONAL		
NOMINAL OPERATING TEMPERATURES	-40°C +70°C (FOR LOW TEMPERATURES SEE THE HEATING RESISTANCE)		

\*1 The breakout resistance refers to a road blocker surface laid on a proper flooring which ensure the fixing of 30 chemical anchors (i.e. concrete floor); in case of laying on a different floor (i.e. asphalt) the chemical anchors do not guarantee the proper resistance to a possible impact. If in the supplying is requested the breakout resistance, check the RBS 500 installation manual in order to respect all concrete flooring dimensions for the installation.

